



Standard Ridgewater Living Inclusions

Externals:

Site Costs	Up to "P" class waffle pod slab on level 1 compaction base. Price is subject to up to 300mm of compacted fill & Level 1. Fall of land cover up to 1000mm for house area only.	Included
Concrete	1 Meter of concrete around the house.	Included
Brick infills	Brick infills above windows & doors (up to 2400mm Wide).	Included
Render	Render to front of the house.	Included
Eaves	Eaves to the front and 1 m return of the house. (Design Specific)	Included
Antenna	Digital TV Antenna with connection to each bedroom & living Area.	Included
Clothesline	Clothesline on the brick wall – outside of building.	Included
Entry	Digital lock to the front entry door with a step free entry.	Included
Driveway	Coloured concrete driveway.	Included
Roof	Tiled roof with a choice of tiles from builder's range.	Included
Letterbox	Builder's range letterbox with an access pad.	Included

Standard Ridgewater Living Inclusions

Internals:

Paint	3 coats of paint to internal walls & Doors.	Included
Ceiling	2700mm ceiling height throughout the house.	Included
Flooring	Porcelain tiles (P3, R10 specifications) to wet areas. Premium slip resistant laminate flooring to bedrooms & living area.	Included
Doors	2340mm High Solid core doors to bedrooms, laundry & bathrooms. Cavity Sliding Doors (where possible). Provision for automation.	Included
Curtains & Blinds	Automated traverse curtains & blinds.	Included
Power back up	Provision for Generator changeover switch in the garage.	Included
Automation	Provision for door automation.	Included
People lift/Crane	Provision for lift in each bedroom.	Included
Alfresco	Step free entry to and from Alfresco area.	Included
Fly screens	Flyscreens on all openable windows.	Included
Security Door	Sliding/stacker door to alfresco.	Included
Laundry	Step free entry to and from laundry.	Included
Splashback	Choice of tiled or glass splashback (Builder's Range)	Included

Standard Ridgewater Living Inclusions

Cabinets	Soft closing laminate cabinets in the kitchen & bathrooms.	Included
Wall tiles	Porcelain wall tiles (2400mm High) in the shower area.	
Benchtops	Choice of laminate or stone benchtops to kitchen, laundry and bathrooms (Builder's range). Sectional height adjustable bench in the kitchen as per the drawings.	Included
Insulation	R1.5 insulation to all internal walls (Excluding garage walls) R2.0 insulation to all external walls (Excluding garage walls) R3.5 insulation to the roof (Excluding garage roof)	Included
Villaboard	Villaboard (12mm) to laundry, bathroom & ensuite walls.	Included
Lights	30 LED lights inside the house. Dimmers to lights in bedroom & living area. Sensor to external lights Sensor activated light in bathrooms/ensuits.	Included
DGPO/GPO	30 DGPO to inside of the house. GPOs for future automation (Design specific) Weatherproof DGPO to alfresco area (Design specific).	Included
Internet	Data points in all bedrooms and living area.	Included

Standard Ridgewater Living Inclusions

Appliances:

Cooktop	Choice of 600mm or 900mm cooktop (Builder's range & design specific).	Included
Rangehood	Choice of 600mm or 900mm rangehood (Builder's range & design specific).	Included
Oven	Side opening hinged door oven (Builder's range & design specific).	Included
Air conditioning	Reverse cycle ducted air conditioning with Air touch 2 controllers to control the temperature in individual rooms.	Included
Alarm system	Intruder alarm system with 3 PIR detectors to the house.	Included
Smoke Detectors	Smoke detectors in each bedroom and living area (design specific).	Included
Hot Water	Gas boosted, solar panel hot water system (design specific)	Included

Apart from above mentioned inclusions, all other inclusions will be as per the standard inclusions list and design specific (if any). Ridgewater living reserves the right to change the inclusion list at any stage without having an obligation to notify the clients.

Standard Ridgewater Living Inclusions


RidgeWater *Living*



MACQUARIE TWILIGHT
Roof Tiles




MONUMENT
Gutter
Fascia
Downpipes




PAPERBARK
Windows
Render

EXTERNAL SELECTION OPTION ONE



ACCESS CHESTNUT
Bricks



CLASSIC CEDAR
Garage Door



RidgeWater *Living*



MACQUARIE SHALE
Roof Tiles



WALLABY
Gutter
Downpipes




SURFMIST
Fascia
Windows

EXTERNAL SELECTION OPTION TWO



SHALE GREY
Render



ACCESS RUBY
Bricks



C/BOND WALLABY
Garage Door



Standard Ridgewater Living Inclusions

RidgeWater *Living*



SLIMLINE EBONY
Roof Tiles



NIGHT SKY
Gutter
Downpipes



DUNE
Fascia
Windows

EXTERNAL SELECTION
OPTION THREE




WALLABY
Render




DOMAIN SANCTUARY
Bricks




C/BOND NIGHT SKY
Garage Door




RidgeWater *Living*



MACQUARIE GUNMETAL
Roof Tiles




MONUMENT
Gutter
Downpipes
Windows




EVENING HAZE
Fascia
Render

EXTERNAL SELECTION
OPTION FOUR



HOMESTEAD BLACKWOOD
Bricks



CAOBA DAWN
Garage Door



Standard Ridgewater Living Inclusions

RidgeWater
Living



MACQUARIE SHALE
Roof Tiles



WALLABY
Gutter
Downpipes



DUNE
Fascia
Windows

**EXTERNAL SELECTION
OPTION FIVE**



BASALT
Render



DOMAIN OASIS
Bricks



C/BOND DUNE
Garage Door




RidgeWater
Living



SLIMLINE TWILIGHT
Roof Tiles




MONUMENT
Gutter
Fascia
Downpipes
Windows




SHALE GREY
Render

**EXTERNAL SELECTION
OPTION SIX**



DOMAIN RETREAT
Bricks




CAOBA DAWN
Garage Door



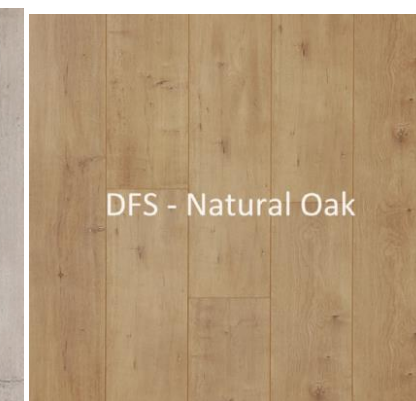





Standard Ridgewater Living Inclusions

Floor Tiles: Anti-slip flooring as per SDA guidelines. Colours may vary.



Standard Ridgewater Living Inclusions

Floorboards: Anti-slip flooring as per SDA guidelines. Colours may vary.



Standard Ridgewater Living Inclusions

Kitchen Appliances:




Standard Ridgewater Living Inclusions



Standard Ridgewater Living Inclusions

Builder's range stone:



Bianco Gental



Jasmine




Diamond White



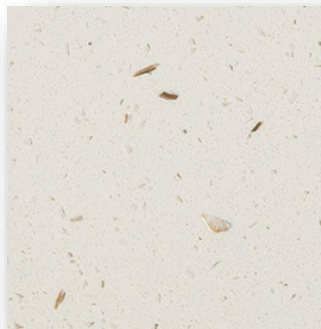

Romantic White



Typhoon



Silver Star White




Standard Ridgewater Living Inclusions

Sanitary & Tapware:



Standard Ridgewater Living Inclusions



Standard Ridgewater Living Inclusions



Electrical Switches:

